


Waste Scientists Take home sheet

Part 1: Investigate

Find out what your family can recycle. Visit your local council's website or go to www.recyclenow.com and enter your postcode. Next, find out what your family actually does recycle! Each day take a look in the dustbin and the recycling bin. **Don't touch anything inside as this could be dangerous.** If you don't want to do that, just keep an eye on what people throw away and recycle. What do you find? Write your results on page 2.



Part 2: Take action

Call a family meeting and discuss your findings. Explain that it's simple: **Recycling helps protect the world around us, stops**

waste ending up as landfill, saves energy and stops natural habitats from being lost. ... and everyone in our family can take some simple actions to create less waste:

- ▶ **Reduce:** Think before you buy anything. Do you really need it? Will it last? Can you get it with less packaging?
- ▶ **Re-use:** Before you put something in the bin, think about whether you – or someone else – could reuse it instead.
- ▶ **Recycle:** Make sure everyone knows what can be recycled. Help everyone use your doorstep recycling service.




DID YOU KNOW?

1. Recycling just 1 plastic bottle can save the energy needed to power a 60 watt light bulb for 6 hours
2. Approximately £140 million worth of used clothing goes to landfill in the UK every year
3. In 2011 we used 8 billion carrier bags, or 254 bags per second, #BreaktheBagHabit
4. Every year in the UK we use 13 billion steel cans which placed end to end would stretch to the moon three times!

Sources: 1 Environment Agency; 2. WRAP; 3 Keep Britain Tidy; 4 Steel Can Recycling Information Bureau

Bin Monster

Why not try making a 'bin monster' to remind your family to recycle? Make a funny character out of recycled bits and bobs and stick it to the lid of your bin – it will make them think twice before putting recyclable things in the bin! Then see if you can turn the red circles on your chart into green ticks!



Waste Scientists

Take home sheet

How many of these do we recycle at home?

Find out how many of these items you can recycle at home. Don't reach in the bin! Put this sheet on your fridge and see if you can turn all you red circles into green ticks!



Put a big tick next to anything you do recycle



Put a red circle around things you should recycle, but you don't

If you can't recycle some items in your area, don't worry just cross them out.



Paper



Foil



Plastic bottles



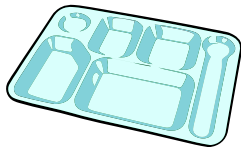
Tin cans



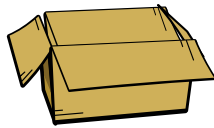
Drinks cans



Tubs



Plastic trays



Card



Yogurt pots



Glass jars and bottles



Pots, tubs and trays

Add other items you can recycle...

Get creative and re-use it!

Think of a great way to re-use something you would normally recycle or put in the bin. Keep out some examples of what you recycle. Make sure they are clean and safe for you to handle. Create your idea then bring it into school!
How imaginative can you be?

Once you've finished, why not visit www.jointhepod.org/wastepledge and make a pledge with your family to waste less?